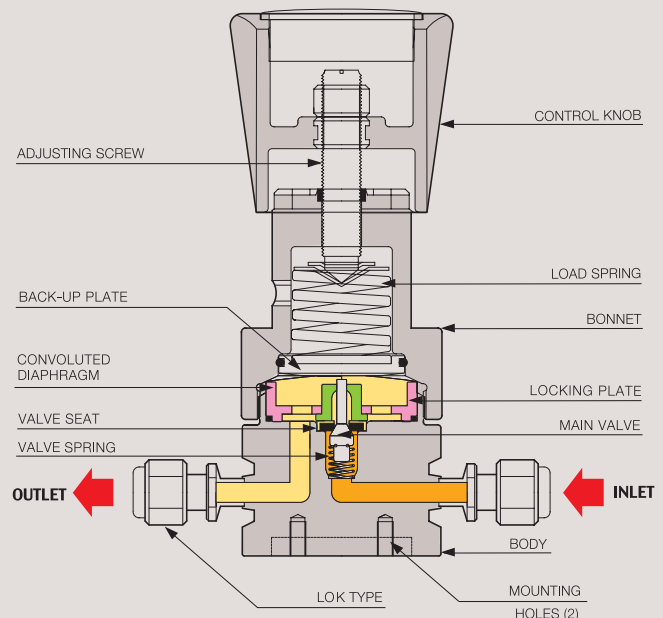


## DRA700 SERIES

## FUNCTIONAL SCHEMATIC



## ULTRA HIGH PURITY B. A. MICROINCH INTERNAL FINISHES

### DRA 700 SERIES (Lok Type Regulator)

DRA700 시리즈는 Hook-up Line, Bulk Gas Line, 고순도 가스등에 사용하기에 최적의 성능과 세정을 구현한 경제적인 모델의 Pressure Reducing Regulator입니다. 반도체 생산 라인 등에 사용하기에 적합한 제품이며 내부 표면은 B. A. 급으로 처리하였습니다. 특허(10-0753280) 출원한 Locking-Plate 방식이 적용된 제품입니다. DRA700 시리즈는 조립, 용접, 실험과 세정까지의 모든 공정은 1000-class와 100-class 크린룸에서 이루어집니다. 모든 DRASTAR Regulators는 외부적인 진동과 가스배관 라인의 미세 진동 등으로 인하여 초기 셋팅 값이 스스로 변하는 현상을 완전히 해결한 드라스타만의 Push and Lock 타입의 조절 손잡이를 적용하여 사용하기에 더욱 편리합니다. 조절 손잡이를 누르면 셋팅값이 변하는 것을 방지하며, 손잡이를 앞으로 당기면 자유롭게 원하는 압력으로 다시 셋팅 할 수 있는 드라스타만의 특허 10-2009-0012957출원한 Push and Lock 타입의 레귤레이터입니다.

**DRA700 Series** is the economical model of pressure reducing regulator which is suitable to use for the hook-up line, bulk gas line and high-purity gases and realizes the optimal performance and washing. It is suitable to use at the semi-conductor production line. Internal surface is processed to the grade of B. A. Patent-applied locking-plate system is also used to this model. All processes of assembly, welding, testing and washing of DRA700 series are carried out and thoroughly managed in the 1000-class and 100-class clean room. DRASTAR regulators are designed and manufactured for easier operation by equipping with the DRASTAR's own developed push and lock type handle which completely prevents the self-change of pre-set value which can be caused by the vibration from outside or

minute vibration at the gas pipeline. You can prevent the self-changing of pre-set value just by pushing the handle and reset the value freely by drawing the handle. DRASTAR has created and applied patent for this push and lock system for DRASTAR regulators (patent number 10-2009-0012957).

### Features

- Lok Type Regulator
- suitable for the hook-up line of semiconductor process
- Internal surfaces B. A. grade
- All performed in class 1000 and class 100 clean-rooms
- Locking-Plate Seal system(Patent No : 10-0753280)

### 권장 사항

각 제품들은 최고의 안전성과 쉬운 조작성을 고려하여 제작되었습니다. 그러나 가장 안전하고 효율적인 Regulator 사용을 위해서는 실제 사용 압력을 각각 모델의 사용 압력에 25%~75% 이내에서 사용하면 가장 이상적인 압력을 사용할 수 있습니다. 정밀하고 원활한 동작과 제품의 수명 연장을 위해서는 위의 범위 내에서 사용하기를 적극 권장합니다.

### Recommendations to Use

Each product is manufactured since being taken into consideration of the best safety and easy manipulation. However in order to use the regulator in most safe and effective way, you are recommended to use the actual pressure within the range of its 25%~75%. For making precise, smooth movement and to prolong product life, strongly recommended to make a use within above mentioned range.



## REFERENCE

This catalogue is printed as of January 2010, and the dimensions and/or specifications in this catalogue can be changed without prior notice in the course of constant upgrading and improvement of our products.

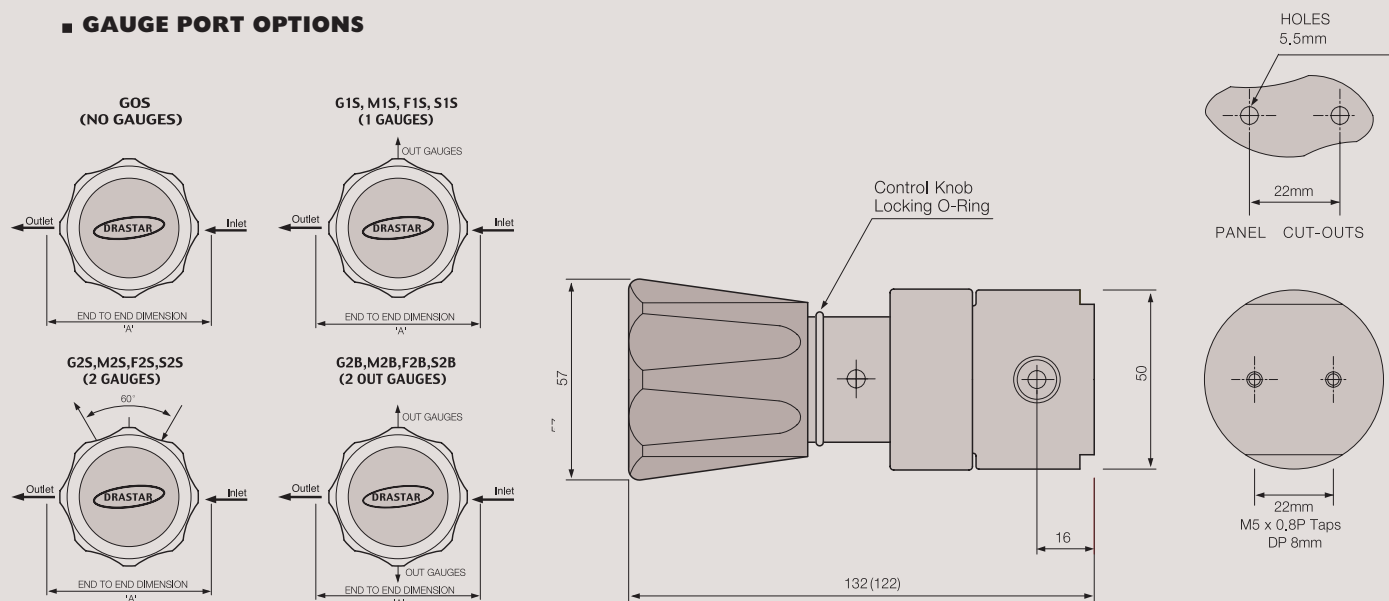
DRASTAR

Dragon Precision Industry LTD.

# INSTALLATION DIMENSIONS

METRIC EQUIVALENTS ARE IN PARENTHESES

## GAUGE PORT OPTIONS



## ORDERING INFORMATION

**DRA700 - A100 - LPO - 4L - G0S**

### BASIC SERIES

### BODY MATERIAL

A = Bright Annealed ..... B, A

### OUTLET PRESSURE RANGES

025 = 1-25PSIG (.1-1.7bar)  
050 = 1-50PSIG (.1-3.5bar)  
100 = 1-100PSIG (.1-7bar)  
250 = 1-250PSIG (.1-17bar)

### MAXIMUM INLET PRESSURE

L = 600PSIG (41bar)  
H = 3500PSIG (238bar)

### SEAT MATERIAL

P = PCTFE  
T = Teflon®

### GAUGE PORT OPTIONS

GAUGE PORTS	
G0S = None	0
G1S = 1/4" H.P.I.C	1
G2S = 1/4" H.P.I.C	2
G2B = 1/4" H.P.I.C	2
M1S = 1/4" Male Swivel	1
M2S = 1/4" Male Swivel	2
M2B = 1/4" Male Swivel	2
F1S = 1/4" Female Swivel	1
F2S = 1/4" Female Swivel	2
F2B = 1/4" Female Swivel	2

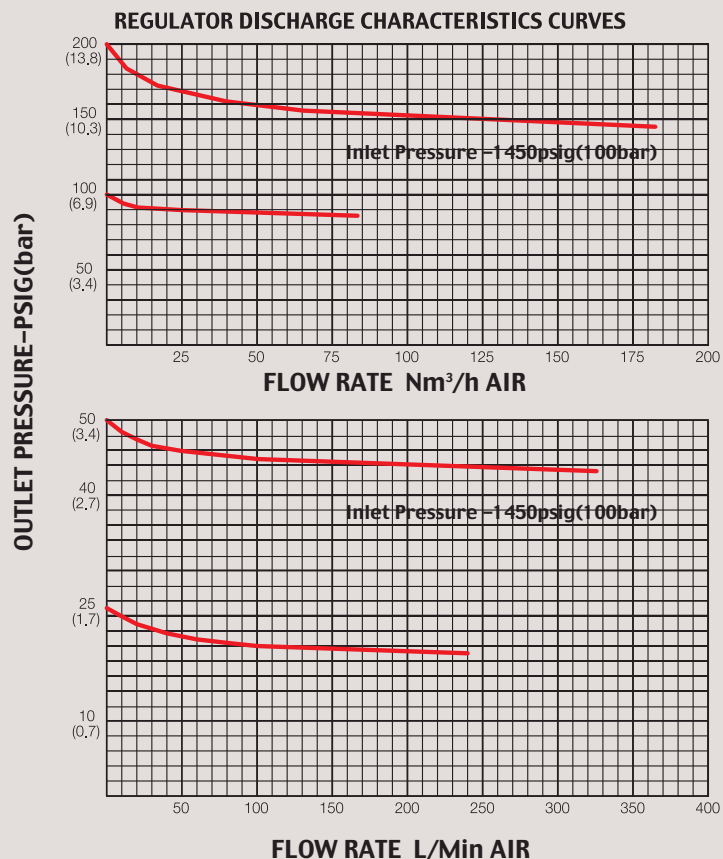
### INLET & OUTLET PORT SIZE & TYPE

"A"±1.0mm	
4L = 1/4" Lock	105.00
8L = 3/8" Lock	115.00
2L = 1/2" Lock	150.00
3L = 3/4" Lock	150.00

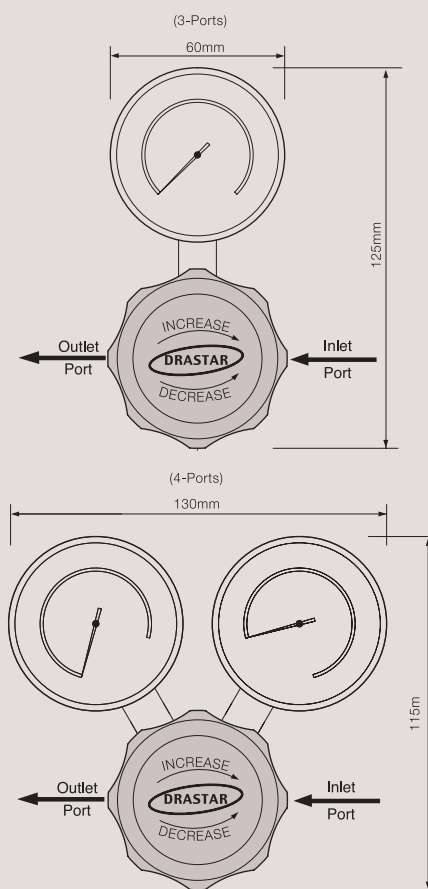
### FLOW CAPACITY

O = Cv = 0.2 Standard (1/4")  
Cv = 0.2 Standard (3/8")  
S = Cv = 0.5 Standard (1/2")  
O = Cv = 1.0 Optional (1/2")  
O = Cv = 1.2 Standard (3/4")

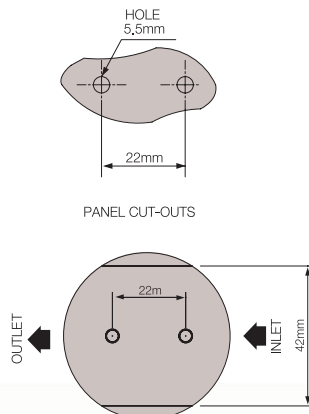
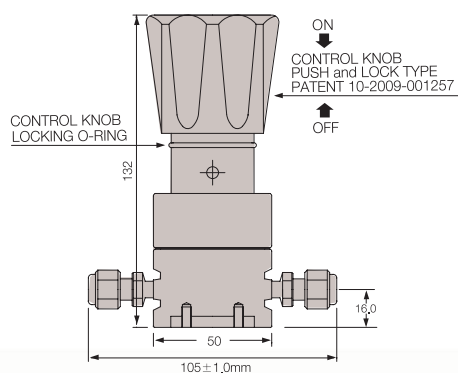
## FLOW CHART



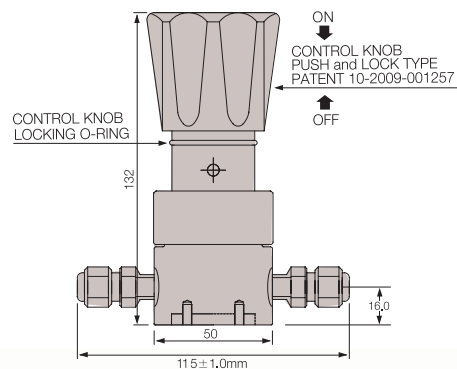
## DRA700 Series for 1/4" and 3/8"



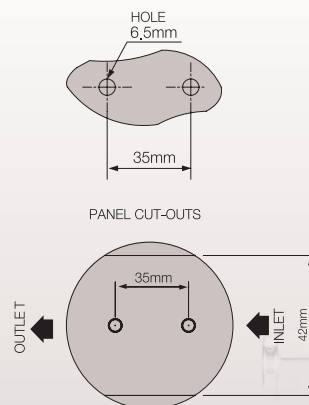
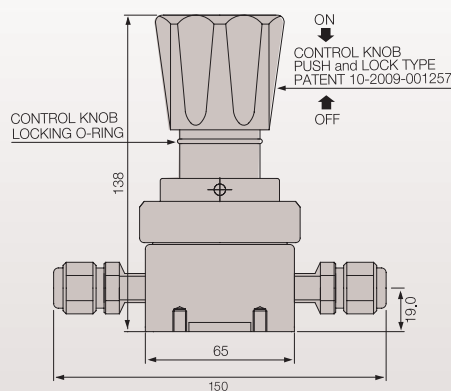
### DRA700 Series 1/4"



### DRA700 Series 3/8"



### DRA700 Series 1/2"



### DRA700 Series 3/4"

